



*A day in the  
life of a  
Provider  
and Acute  
Analyst*



# DISCLOSURE STATEMENT

---


◀ This presentation is for informational purposes only. The information contained herein is based on current assumptions and is subject to change without notice. The views expressed are those of the presenters and do not necessarily reflect the official policy or position of ProMedica.

# OBJECTIVES

---

- ◀ Understand what it takes to be an Acute and Provider Analyst for ProMedica
- ◀ Understand the complexity of data submissions and timelines
- ◀ Understand how RHIT/RHIA overlaps with analytics

# PROMEDICA

 **6,300+/YEAR**  
Births

 **116,100+**  
Urgent Care Visits

HRI Dental Insurance  
**279,200**  
MEMBERS 

**66,600+/YEAR**  
Surgeries 



**14,000**  
Employees



**1,300+**  
ProMedica Physicians

**1 M/YEAR**  
Outpatient Visits  **10**  
ACUTE FACILITIES



Emergency Center Visits:  
**278,000/YEAR**

MORE THAN   
**250+**  
AMBULATORY SITES

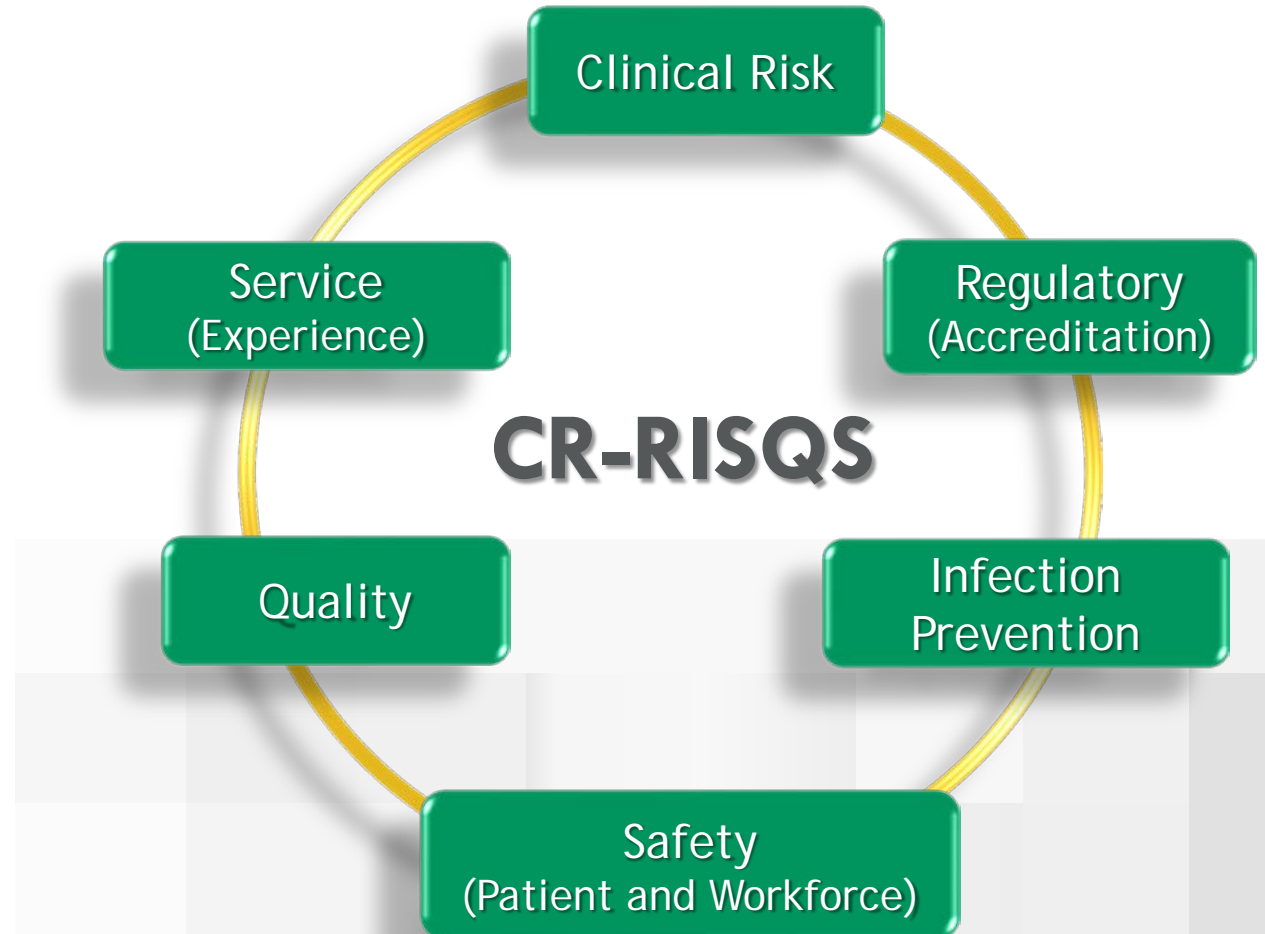


**[who  
we are]**

\*Statistical information is based on information from 2024.

# CR-RISQS

- ◀ Brought together mid year 2023
- ◀ System vision and strategy
- ◀ Added in System Policies 2023
- ◀ Added in Trauma and Emergency Management late 2024
- ◀ All total just under 80 people in the department



# PROVIDER AND ACUTE ANALYTICS TEAM

---

◀ 10 Total team members

▶ 6 Teams

- IP&C
- Regulatory
- Accreditation
- Insurance Request for Information (RFI)
- Patient Safety and Risk
- Analytics

# ORGANIZATIONAL FOOTPRINT

---

- ▶ Support CR-RISQS
- ▶ Support Executive and Hospital Leadership
- ▶ Support every Hospital
- ▶ Service Line
- ▶ Pilot programs
- ▶ Registries / Request for Information (RFI) from Payors
- ▶ ProMedica Physician Group - PPG
- ▶ IT
- ▶ Coding/Clinical Documentation Integrity
- ▶ Med Staff
- ▶ Capacity Management
- ▶ Care Navigation
- ▶ Utilization Management
- ▶ Research and Grants
- ▶ Legal
- ▶ Peer Review
- ▶ Centers for Medicare & Medicaid Services - CMS
- ▶ National Healthcare Safety Network - NHSN
- ▶ The Joint Commission - TJC
- ▶ Ad Hoc Requests
- ▶ Patient Experience
- ▶ Data and Application Consultation Services

# HOW DO WE OVERLAP WITH RHIT/RHIA PROGRAMS

---

- ◀ We use all coded data daily
- ◀ Use Case Mix Index data to help tell the story
- ◀ Use APR-DRG Data
  - ▶ Severity of Illness
  - ▶ Risk of Mortality
- ◀ Use MS -DRG GMLOS comparing it to internal length of stay data
  - ▶ System level
  - ▶ Service Line level
- ◀ We work with our coders to code for quality not just for payment
- ◀ Ensuring patients are in the correct grouping for CMS reporting

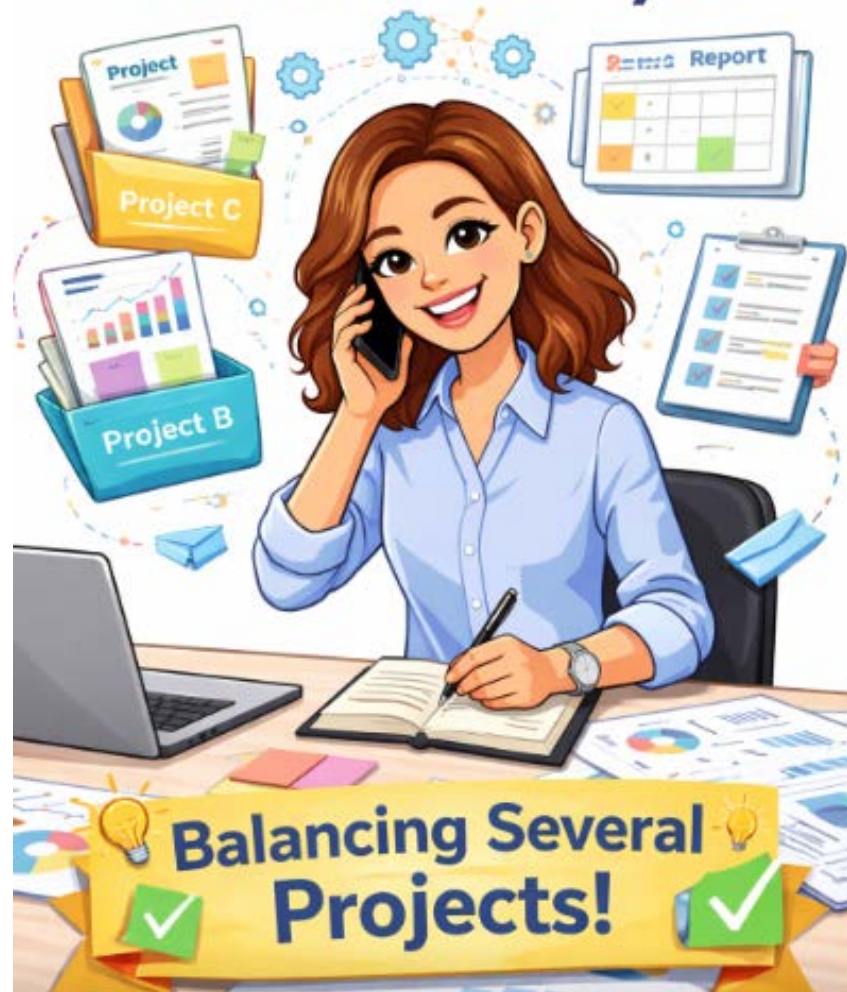
# WHAT IT TAKES

---

- ◀ 3-5 years of training for new hires
- ◀ Understanding of multiple applications
- ◀ Algorithms
- ◀ Extract specifications
- ◀ Application foundations
- ◀ Regulatory and Program guidelines
- ◀ All Microsoft applications
- ◀ Must be able to multitask
- ◀ Attention to detail
- ◀ Effective communication skills
- ◀ Collaboration
- ◀ Data historian and visionary
- ◀ Data Liaison
- ◀ STRONG data validation skills
- ◀ Team player
- ◀ Data education expert

# WHAT IT'S REALLY LIKE

## Clinical Analyst



CMS  
IPPS

Power  
BI

Quality  
Metrics

Length  
of  
Stay

Infection  
Prevention

Patient  
safety

KPI

Readmissions

# CALENDAR OF SUBMISSIONS

**January**

- NHSN
- Verify Q3 HCAHPS & OAS CAHPS
- Q2 inpatient validation med record due
- Q-HIP Attestation

**February**

- NHSN
- Promoting Interoperability attestation
- Verify Q3 inpatient pop/sampling counts & Sepsis data
- CMS eCQM submissions due
- Submit Q3 COVID-19 HCP vaccination data
- Anthem BD Maternity Survey submission
- Q3 outpatient validation med records
- Q3 inpatient validation HAI templates due

**March**

- NHSN
- Q4 core measure harvest submission
- TJC eCQM submissions due
- Q3 inpatient validation med records due
- NICU/PICC data pull sent to OB for submission
- Anthem BD Cardiac Survey submission
- OHA Data Track
- MHA Data Management

**April**

- NHSN
- Verify Q4 HCAHPS & OAS CAHPS
- MCON submission
- Q-HIP final submission

**May**

- NHSN
- Submit Q4 COVID-19 HCP & Q4-Q1 Flu HCP
- Verify Q4 inpatient pop/sampling counts & Sepsis data
- Submit CY24 outpatient web measures (OP22 & OP29)
- CY24 eOP40 STEMI eCQM
- Submit CY24 Structural Measures (SDOH, HCHE, Maternal Morbidity, & DACA)
- Q4 outpatient validation med records due
- Q4 inpatient validation HAI templates due
- IQR and OQR

**June**

- NHSN
- Q1 core measure harvest submission
- Anthem BD Spine/Hip/Knee Survey submission
- Aetna IOQ Bariatric
- OHA Data Track
- MHA Data Management

**July**

- NHSN
- Verify Q3 HCAHPS & OAS CAHPS
- CY24 Behavioral Health data & structural measures due
- Q4 inpatient validation med records due
- CMS Psych Annual

**August**

- NHSN
- Verify Q1 inpatient pop/sampling counts & Sepsis data
- Verify Q2 outpatient core measures (OP18 & OP23)
- Submit Q1 COVID-19 HCP vaccination data
- Aetna IOQ Joint Replacement
- Q1 inpatient validation HAI templates due
- Q1 outpatient validation med records due

**September**

- NHSN
- Q2 core measure harvest submission
- Submit THA/TKA PRO PM pre-op data for 2027 mandatory reporting (7/1/24 – 6/30/25 procedures)
- Q1 inpatient validation med records due
- ProPM TKA/THA
- OHA Data Track
- MHA Data Management

**October**

- NHSN
- Verify Q2 HCAHPS & OAS CAHPS
- Submit Hybrid Hospital Wide Readmission and Hybrid Hospital Wide Mortality eCQM files

**November**

- NHSN
- Verify Q2 inpatient pop/sampling counts and Sepsis data
- Verify Q2 outpatient core measures (OP18 & OP23)
- Submit Q2 COVID-19 HCP vax
- Q1 inpatient validation med records due
- Q2 outpatient validation med records due

**December**

- NHSN
- Q3 core measure harvest submission
- OHA Data Track
- MHA Data Management

# ECQM CALENDAR OF SUBMISSIONS

**CY 2025/FY 2027**

**Mandatory**

- CMS506: Safe Use of Opioids – Concurrent Prescribing\*
- ePC-02: Cesarean Birth\*
- ePC-06: Unexpected Complications in Term Newborns\*
- ePC-07: Severe Unexpected Complications\*
- eOP-40: Outpatient STEMI in the ED  
→ 2 self-selected quarters in CY25
- Plus 3 self-selected eQMs

**CY 2026/FY 2028**

**Mandatory**

- CMS506: Safe Use of Opioids – Concurrent Prescribing
- ePC-02: Cesarean Birth\*
- ePC-06: Unexpected Complications in Term Newborns\*
- ePC-07: Severe Unexpected Complications\*
- eOP-40: Outpatient STEMI in the ED  
→ 3 self-selected quarters in CY26
- **HH-Hypo: Hospital Harm – Severe Hypoglycemia\***
- **HH-Hyper: Hospital Harm – Severe Hyperglycemia\***
- Plus 3 self-selected eQMs

*TJC removed reporting of Safe Use of Opioids – Concurrent Prescribing and the 3 self-selected eQMs in CY 2026.*

**CY 2027/FY 2029**

**Mandatory**

- CMS506: Safe Use of Opioids – Concurrent Prescribing
- ePC-02: Cesarean Birth\*
- ePC-06: Unexpected Complications in Term Newborns\*
- ePC-07: Severe Unexpected Complications\*
- eOP-40: Outpatient STEMI in the ED  
→ Full year starting in CY27
- HH-Hypo: Hospital Harm – Severe Hypoglycemia\*
- HH-Hyper: Hospital Harm – Severe Hyperglycemia\*
- **HH-ORAE: Hospital Harm – Opioid Adverse Related Events**
- Plus 3 self-selected eQMs

**CY 2028/FY 2030 & Beyond**

**Mandatory**

- CMS506: Safe Use of Opioids – Concurrent Prescribing
- ePC-02: Cesarean Birth\*
- ePC-06: Unexpected Complications in Term Newborns\*
- ePC-07: Severe Unexpected Complications\*
- eOP-40: Outpatient STEMI in the ED
- HH-Hypo: Hospital Harm – Severe Hypoglycemia\*
- HH-Hyper: Hospital Harm – Severe Hyperglycemia\*
- HH-ORAE: Hospital Harm – Opioid Adverse Related Events
- **HH-PI: Hospital Harm – Pressure Injury**
- **HH-AKI: Hospital Harm – Acute Kidney Injury**
- **Emergency Care & Access Timeliness**  
→ **NEW** Added in CY26 OPSS Final Rule
- Plus 3 self-selected eQMs

8 CMS / 7 TJC

9 CMS / 5 TJC

11 CMS / 5 TJC

13 CMS / 5 TJC

*Indicates new mandatory eCQM for reporting.  
\*TJC required reporting. ePC-06 is TJC only reporting.*

# REPORTING TIME PERIODS

Domain	2026 Star Expected May 2026	2027 Star Expected May 2027	2028 Star Expected May 2028	2029 Star Expected May 2029
Mortality	MORT-30 Day & Hybrid HWM Jul 2021 – Jun 2024 & Jul 2023 – Jun 2024 Surgical Complication PSI-4 Jul 2022 – Jun 2024	MORT-30 Day & Hybrid HWM Jul 2022 – Jun 2025 & Jul 2024 – Jun 2025 Surgical Complication PSI-4 Jul 2023 – Jun 2025	MORT-30 Day & Hybrid HWM Jul 2024 – Jun 2026 & Jul 2025 – Jun 2026 Surgical Complication PSI-4 Jul 2024 – Jun 2026	MORT-30 Day & Hybrid HWM Jul 2025 – Jun 2027 & Jul 2026 – Jun 2027 Surgical Complication PSI-4 Jul 2025 – Jun 2027
Readmissions	READM-30 Day/EDAC & Hybrid HWR Jul 2021 – Jun 2024 & Jul 2023 – Jun 2024 Outpatient Readmissions Colon: Jul 2021 – Dec 2023 Chemo/Surg: 2023	READM-30 Day/EDAC & Hybrid HWR Jul 2022 – Jun 2025 & Jul 2024 – Jun 2025 Outpatient Readmissions Colon: Jul 2022 – Dec 2024 Chemo/Surg: 2024	READM-30 Day/EDAC & Hybrid HWR Jul 2023 – Jun 2026 & Jul 2025 – Jun 2026 Outpatient Readmissions Colon: Jul 2023 – Dec 2025 Chemo/Surg: 2025	READM-30 Day/EDAC & Hybrid HWR Jul 2024 – Jun 2027 & Jul 2026 – Jun 2027 Outpatient Readmissions Colon: Jul 2024 – Dec 2026 Chemo/Surg: 2025
Safety of Care	PSI-90 & Hip/Knee Comp Jul 2022 – Jun 2024 Jul 2021 – Mar 2024 HAI and SSI 2024	PSI-90 & Hip/Knee Comp Jul 2023 – Jun 2025 Jul 2022 – Mar 2025 HAI and SSI 2025	PSI-90 & Hip/Knee Comp Jul 2024 – Jun 2026 Jul 2023 – Mar 2026 HAI and SSI 2026	PSI-90 & Hip/Knee Comp Jul 2025 – Jun 2027 Jul 2023 – Mar 2026 HAI and SSI 2027
Patient Experience	2024	2025	2026	2027
Timely and Effective Care	Claims measures Jul 2023 – Jun 2024 Web based measures 2023 Chart abstracted measures 2024	Claims measures Jul 2024 – Jun 2025 Web based measures 2024 Chart abstracted measures 2025	Claims measures Jul 2025 – Jun 2026 Web based measures 2025 Chart abstracted measures 2026	Claims measures Jul 2026 – Jun 2027 Web based measures 2026 Chart abstracted measures 2027

# APPLICATION ADMINISTRATORS/MANAGERS

---














































































- ◀ Power BI
- ◀ Midas
- ◀ MySafety Event Reporting
- ◀ National Healthcare Safety Network -NHS N
- ◀ CarePort
- ◀ MS Forms
- ◀ Michigan Certificate of Need MCoN
- ◀ Quality Net - QNet
- ◀ Joint Commission Direct Data Submission Platform - DDS P
- ◀ Strata Quality

# OTHER APPLICATIONS / RESPONSIBILITIES

---

- Press Ganey
- Jot Forms
- MD Stat
- Diligent One
- Report Exec / Omnigo -
- Epic Webi
- Epic Slicer/Dicer
- Agency for Healthcare Research and Quality (AHRQ) – Patient Safety Indicator - PSI 90
- Ohio Hospital Association - OHA Insight
- Michigan Hospital Association - MHA Data Koala
- Act as Application/Data Consultants
- Provide Regulatory Education
- Data Submissions
- Multiple teams/committees
- New application development
- Report writers for mySafety

# POWER BI

<p><b>PROD-CR-RISQS-ADMIN</b>  Anna's workspace </p>  <p>Owner: AnnaMarie Marty 8/2/2024, 3:41:35 PM</p>	<p><b>PROD-CRRISQS-QualityLeads</b>  This app includes Acute Care data only. </p>  <p>Owner: Angie Mintz BS, RHIA 4/13/2026, 7:45:54 AM</p>	<p><b>PROD-CRRISQS- Length of Stay</b>  LOS Data </p>  <p>Owner: Kelly Nowacki 4/13/2026, 7:37:11 PM</p>	<p><b>DEV-EPIC-CLIN-PatientVolumes</b>  Patient Volumes, Hospital Census from Epic </p>  <p>Owner: Sara Stender 4/28/2025, 3:13:51 PM</p>	<p><b>CR-RISQS - KPI Scorecard</b>  System, Hospital &amp; Unit level data, EOC R... </p>  <p>Owner: Moira Dayton 4/14/2026, 10:02:26 AM</p>	<p><b>PROD-CRRISQS-RL6</b>  RL6 data </p>  <p>Owner: Rachel Hoover 4/2/2026, 5:14:10 AM</p>	<p><b>PROD-EPIC-CLIN-PatientVolumes</b>  Patient Volumes, Hospital Census from Epic </p>  <p>Owner: Sara Stender 10/27/2025, 2:58:03 PM</p>	<p><b>PROD-CRRISQS-BloodManagement</b>  Blood Transfusion Data </p>  <p>Owner: Sarah Belkofer 3/17/2026, 10:26:57 AM</p>
<p><b>PROD-CRRISQS-Readmissions</b> </p>  <p>Owner: Kelly Nowacki 4/7/2026, 6:12:12 PM</p>	<p><b>PROD-CRRISQS- Behavioral Health</b>  Demographics Core Measures </p>  <p>Owner: Kelly Nowacki 4/13/2026, 7:21:02 PM</p>	<p><b>PROD-CRRISQS-Service Lines</b>  Heart </p>  <p>Owner: Dana Stricker 5/6/2024, 4:48:08 PM</p>	<p><b>PROD-CRRISQS-Likely to Admit</b>  LTA Data </p>  <p>Owner: Dana Stricker 11/13/2025, 7:40:16 AM</p>	<p><b>Power BI Usage and Activity</b>  Inventory, access, and usage in the Power ... </p>  <p>Owner: Jin Qian 4/7/2026, 11:45:55 AM</p>	<p><b>PROD-CRRISQS-Rehab</b>  Rehab Data </p>  <p>Owner: Angie Mintz BS, RHIA 3/17/2026, 10:17:00 AM</p>	<p><b>PROD-CR-RISQS-DEI</b>  overflow </p>  <p>Owner: Dana Stricker 7/12/2024, 8:34:45 AM</p>	<p><b>PROD-CRRISQS-PPG</b>  PPG RL6 Summary PPG Survey Data </p>  <p>Owner: Rachel Hoover 4/2/2026, 5:27:27 AM</p>
<p><b>PROD-CRRISQS-AnalyticsTeamOnly</b>  -Testing Site Only- </p>  <p>Owner: Dana Stricker 4/6/2026, 8:00:12 AM</p>	<p><b>PROD-CRRISQS-Regulatory</b>  Regulatory Data </p>  <p>Owner: Dana Stricker 8/28/2024, 3:38:40 PM</p>	<p><b>PROD-CRRISQS-CareNavigation</b>  Care Navigation Data </p>  <p>Owner: Kelly Nowacki 4/13/2026, 1:28:25 PM</p>	<p><b>PROD-CR-RISQS-PatientExperience</b>  Patient Experience Data </p>  <p>Owner: Kelly Nowacki 4/8/2026, 9:05:40 AM</p>	<p><b>PROD-CRRISQS-InfectionPrevention</b>  Infection data: SIR/SUR and Infection Rate... </p>  <p>Owner: Dana Stricker 9/18/2025, 3:09:28 PM</p>	<p><b>SDOH</b>  Social Determinants of Health Data from E... </p>  <p>Owner: Sara Stender 7/25/2025, 10:19:22 AM</p>	<p><b>PROD-CRRISQS-OperationalEOC</b>  Operational EOC KPI Data </p>  <p>Owner: Kelly Nowacki 3/31/2026, 1:48:49 PM</p>	<p><b>PROD-CRRISQS-ProMedicaLeaders...</b>  ProMedica Leadership </p>  <p>Owner: Shannon Reyes 3/23/2026, 2:31:06 PM</p>
<p><b>PROD-CRRISQS-Radiology</b>  Radiology Measures </p>  <p>Owner: Jennifer Alexander 3/19/2026, 9:13:29 AM</p>	<p><b>PROD-CR-RISQS-CDI</b>  Clinical Documentation Integrity </p>  <p>Owner: Kelly Nowacki 4/13/2026, 1:13:17 PM</p>						



---

# ***POWER BI DEMO***

***DATA CONTAINED IN THE DEMO IS PUBLICLY REPORTED DATA AND AVAILABLE ON CMS***

Thank you

